

EXPORTERS

17,762

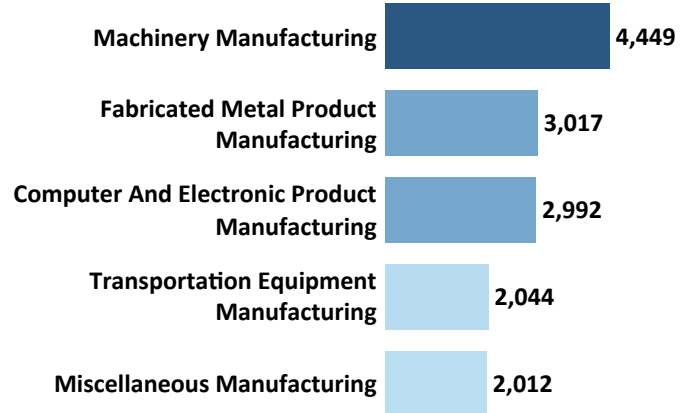
Illinois companies exported goods in 2022

89%

of them were small- and medium-sized enterprises (SMEs)*

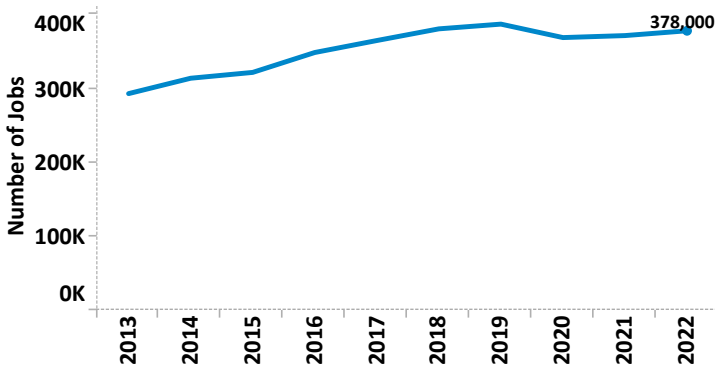
* SMEs are businesses that employ fewer than 500 employees.

Manufactured Goods Categories
with the Highest SME Exporter Counts, 2022



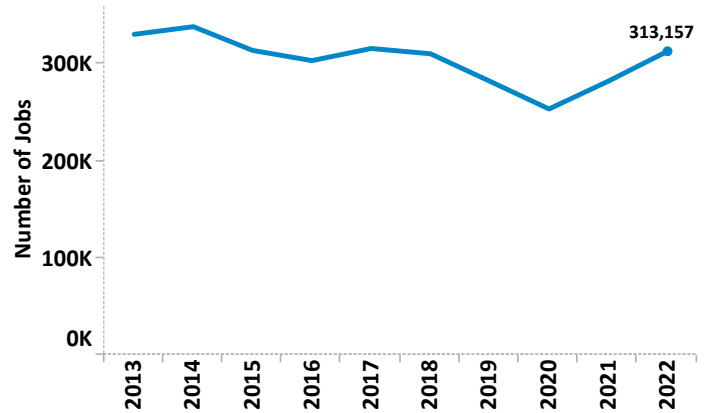
FDI & EXPORT SUPPORTED JOBS

Illinois Jobs in Foreign-Owned Firms, 2013-2022*



* Years where data are suppressed are shown as a break in the series.

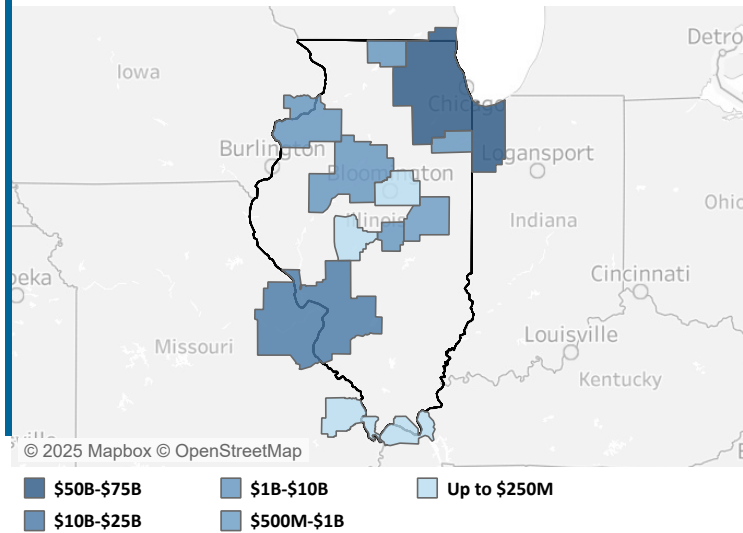
Jobs Supported by Illinois Exports, 2013-2022



METROPOLITAN EXPORTS

Exports from Illinois MSAs* in 2023

Chicago-Naperville-Elgin	\$56,657M
St. Louis	\$13,817M
Davenport-Moline-Rock Island	\$6,050M
Peoria	\$4,904M
Rockford	\$4,420M
Decatur	\$2,706M
Kankakee	\$2,157M
Champaign-Urbana	\$590M
Bloomington	\$210M
Paducah	\$166M



*Table shows up to the top 10 MSAs. MSAs that overlap multiple states are displayed for each state. Data for some metro areas are suppressed to protect company confidentiality so cannot be ranked.