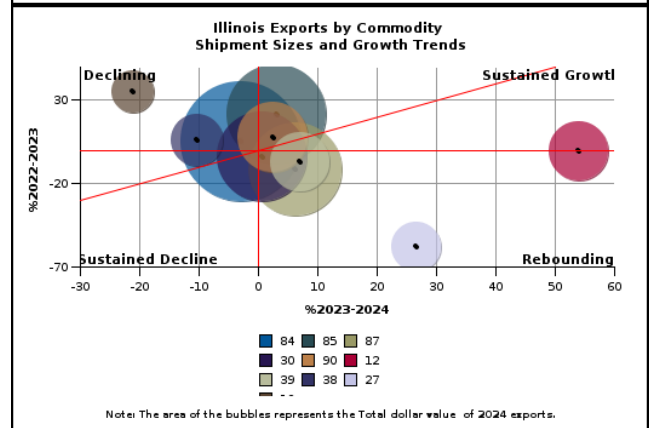
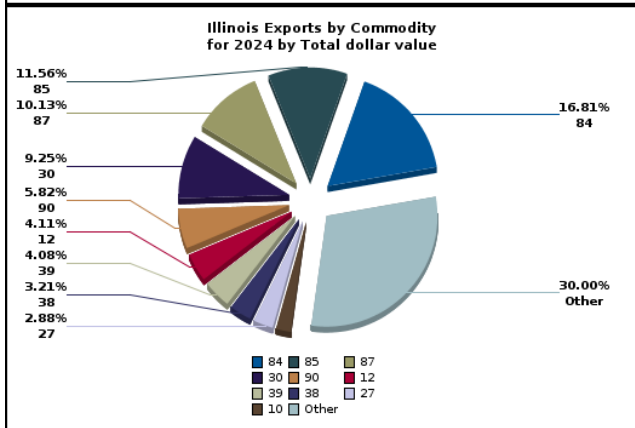
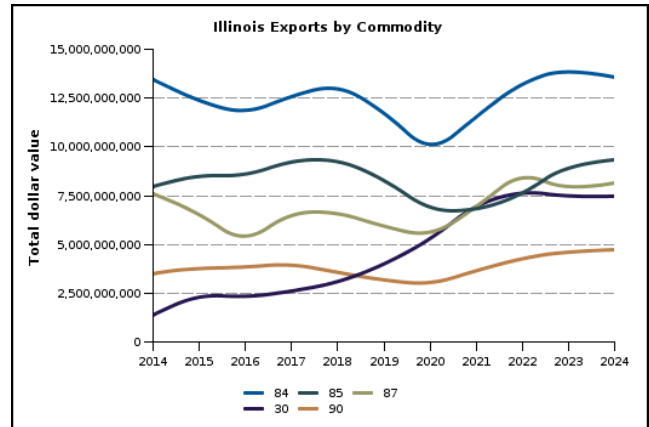
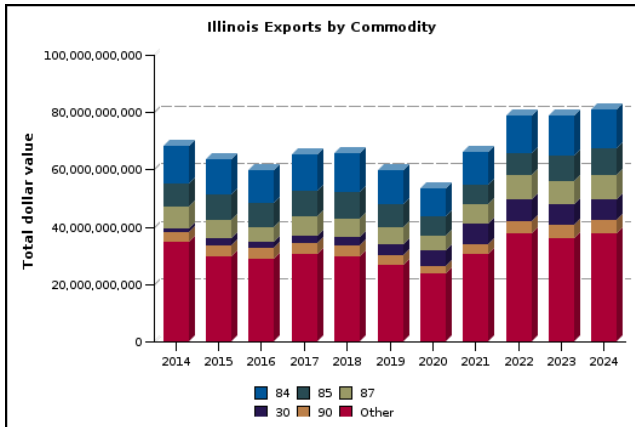


From State: Illinois  
Commodity: All Commodities  
Destination: Total all Countries  
Rows selected: 25

Series: Exports  
HS Code: ALL  
Order: Desc  
User Name: storres

Unit: Total dollar value  
Sorted by: 2024  
Runtime: 2025-03-27 19:15



| Rank | Codes | Description   | Dates in Use | ANNUAL 2022    | ANNUAL 2023    | ANNUAL 2024    | JAN 2024 YTD  | JAN 2025 YTD  | %2022-2023 | %2023-2024 | %2024-2025 (YTD) |
|------|-------|---|--------------|----------------|----------------|----------------|---------------|---------------|------------|------------|------------------|
|      |       | TOTAL ALL COMMODITIES                               | -            | 78,952,094,120 | 78,848,695,863 | 80,816,530,582 | 6,399,773,000 | 6,404,378,381 | -0.13      | 2.50       | 0.07             |
| 1    | 84    | Industrial Machinery, Including Computers           | 1988-2500    | 13,285,320,106 | 14,010,648,329 | 13,582,937,684 | 1,178,713,310 | 1,005,891,430 | 5.46       | -3.05      | -14.66           |
| 2    | 85    | Electric Machinery Etc; Sound Equip; TV Equip; Pts  | 1988-2500    | 7,445,623,249  | 9,062,567,963  | 9,339,893,686  | 862,744,672   | 842,014,480   | 21.72      | 3.06       | -2.40            |
| 3    | 87    | Vehicles, Except Railway Or Tramway, And Parts Etc  | 1988-2500    | 8,687,646,485  | 7,711,870,548  | 8,183,284,539  | 522,006,378   | 493,765,281   | -11.23     | 6.11       | -5.41            |
| 4    | 30    | Pharmaceutical Products                             | 1988-2500    | 7,726,640,934  | 7,431,631,355  | 7,475,003,118  | 498,701,002   | 790,841,288   | -3.82      | 0.58       | 58.58            |
| 5    | 90    | Optic, Photo Etc, Medic Or Surgical Instruments Etc | 1988-2500    | 4,256,333,946  | 4,593,044,684  | 4,706,482,400  | 387,948,190   | 351,051,539   | 7.91       | 2.47       | -9.51            |
| 6    | 12    | Oil Seeds Etc.; Misc Grain, Seed, Fruit, Plant Etc  | 1988-2500    | 2,161,144,557  | 2,162,051,450  | 3,324,841,873  | 218,584,318   | 267,170,623   | 0.04       | 53.78      | 22.23            |
| 7    | 39    | Plastics And Articles Thereof                       | 1988-2500    | 3,300,575,006  | 3,080,150,903  | 3,295,071,286  | 273,213,120   | 267,557,244   | -6.68      | 6.98       | -2.07            |
| 8    | 38    | Miscellaneous Chemical Products                     | 1988-2500    | 2,720,102,769  | 2,894,641,824  | 2,590,851,330  | 236,591,589   | 210,454,788   | 6.42       | -10.49     | -11.05           |
| 9    | 27    | Mineral Fuel, Oil Etc.; Bitumin Subst; Mineral Wax  | 1988-2500    | 4,322,444,196  | 1,841,364,400  | 2,329,835,855  | 111,042,561   | 277,277,571   | -57.40     | 26.53      | 149.70           |
| 10   | 10    | Cereals   | 1988-2500    | 1,633,651,026  | 2,218,112,390  | 1,745,363,338  | 183,462,459   | 78,304,115    | 35.78      | -21.31     | -57.32           |
| 11   | 23    | Food Industry Residues & Waste; Prep Animal Feed    | 1988-2500    | 1,598,474,568  | 1,453,606,775  | 1,492,099,651  | 120,164,537   | 96,249,397    | -9.06      | 2.65       | -19.90           |
| 12   | 73    | Articles Of Iron Or Steel                           | 1988-2500    | 1,824,382,448  | 1,603,461,500  | 1,483,591,963  | 133,587,346   | 117,688,707   | -12.11     | -7.48      | -11.90           |
| 13   | 88    | Aircraft, Spacecraft, And Parts Thereof             | 1988-2500    | 933,036,135    | 1,178,539,636  | 1,464,528,809  | 107,321,176   | 134,381,833   | 26.31      | 24.27      | 25.21            |
| 14   | 28    | Inorg Chem; Prec & Rare-Earth Met & Radioact Compd  | 1988-2500    | 443,150,522    | 666,936,072    | 1,292,116,932  | 92,476,084    | 152,256,228   | 50.50      | 93.74      | 64.64            |
| 15   | 29    | Organic Chemicals                                   | 1988-2500    | 1,354,678,489  | 1,215,080,654  | 1,120,839,236  | 92,870,540    | 72,514,875    | -10.30     | -7.76      | -21.92           |
| 16   | 40    | Rubber And Articles Thereof                         | 1988-2500    | 1,045,636,671  | 1,028,431,531  | 1,087,969,915  | 130,523,924   | 81,890,764    | -1.65      | 5.79       | -37.26           |
| 17   | 02    | Meat And Edible Meat Offal                          | 1988-2500    | 998,892,827    | 977,771,939    | 1,028,820,208  | 77,168,049    | 75,082,474    | -2.11      | 5.22       | -2.70            |
| 18   | 71    | Nat Etc Pearls, Prec Etc Stones, Pr Met Etc; Coin   | 1988-2500    | 904,149,866    | 1,712,641,922  | 1,004,992,529  | 35,155,271    | 15,909,246    | 89.42      | -41.32     | -54.75           |

|    |    |  |           |               |             |             |            |            |        |        |        |
|----|----|--|-----------|---------------|-------------|-------------|------------|------------|--------|--------|--------|
| 19 | 21 | Miscellaneous Edible Preparations                  | 1988-2500 | 763,089,615   | 790,781,732 | 882,988,610 | 67,796,700 | 67,886,498 | 3.63   | 11.66  | 0.13   |
| 20 | 74 | Copper And Articles Thereof                        | 1988-2500 | 666,994,066   | 677,189,110 | 866,025,634 | 69,026,480 | 55,698,777 | 1.53   | 27.89  | -19.31 |
| 21 | 72 | Iron And Steel                                     | 1988-2500 | 1,249,669,224 | 923,156,427 | 764,589,884 | 73,976,797 | 52,457,775 | -26.13 | -17.18 | -29.09 |
| 22 | 76 | Aluminum And Articles Thereof                      | 1988-2500 | 622,909,051   | 700,688,185 | 736,384,129 | 56,893,890 | 53,253,649 | 12.49  | 5.09   | -6.40  |
| 23 | 34 | Soap Etc; Waxes, Polish Etc; Candles; Dental Preps | 1988-2500 | 594,017,644   | 594,321,512 | 715,878,009 | 61,742,457 | 64,111,248 | 0.05   | 20.45  | 3.84   |
| 24 | 48 | Paper & Paperboard & Articles (Inc Papr Pulp Art)  | 1988-2500 | 667,773,261   | 617,040,116 | 678,324,968 | 49,092,848 | 55,910,146 | -7.60  | 9.93   | 13.89  |
| 25 | 22 | Beverages, Spirits And Vinegar                     | 1988-2500 | 634,561,444   | 633,351,644 | 670,911,780 | 45,476,592 | 31,885,698 | -0.19  | 5.93   | -29.89 |

[WISERTrade](#): State HS Database

Source: Please cite U.S. Census Bureau, Foreign Trade Division via [wisetrade.org](http://wisetrade.org)

Note: The State Exports by HS data series does not contain imputations for missing states and industries.