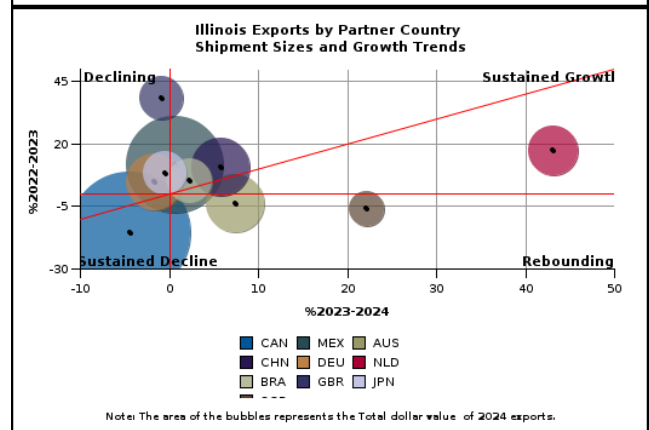
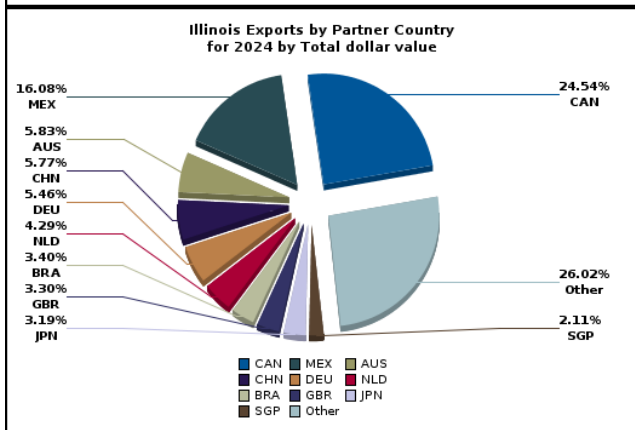
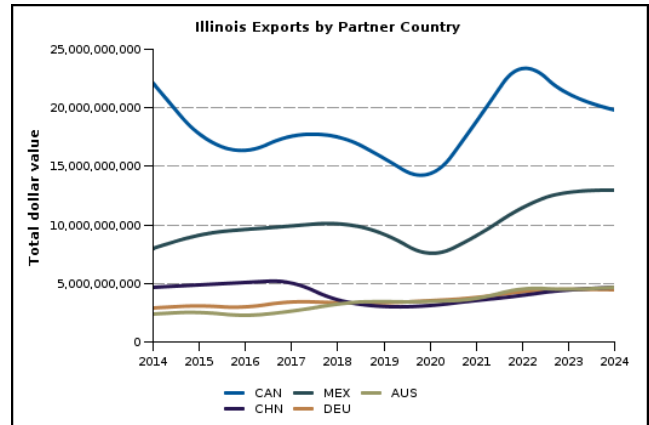
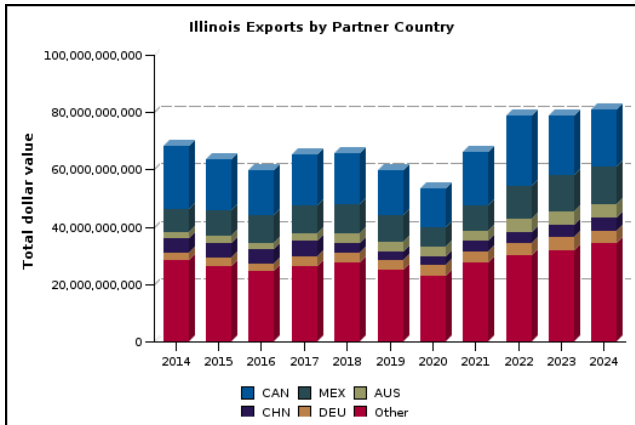


From State: Illinois
Commodity: All Commodities
Destination: Total all Countries
Rows selected: 25

Series: Exports
HS Code: TOTAL
Order: Desc
User Name: storres

Unit: Total dollar value
Sorted by: 2024
Runtime: 2025-03-27 19:24



Rank	Codes	Description	ANNUAL 2022	ANNUAL 2023	ANNUAL 2024	JAN 2024 YTD	JAN 2025 YTD	%2022-2023	%2023-2024	%2024-2025 (YTD)
		TOTAL ALL PARTNER COUNTRIES	78,952,094,120	78,848,695,863	80,816,530,582	6,399,773,000	6,404,378,381	-0.13	2.50	0.07
1	CAN	Canada	24,519,147,373	20,752,878,152	19,831,427,489	1,526,624,269	1,577,983,614	-15.36	-4.44	3.36
2	MEX	Mexico	11,542,932,097	12,917,014,494	12,999,210,391	1,182,800,483	1,069,392,213	11.90	0.64	-9.59
3	AUS	Australia	4,557,336,050	4,382,227,129	4,709,077,845	366,456,281	229,054,291	-3.84	7.46	-37.49
4	CHN	China	3,980,462,781	4,411,515,630	4,665,971,333	333,886,893	268,076,706	10.83	5.77	-19.71
5	DEU	Germany	4,285,494,598	4,490,411,560	4,416,191,688	316,562,451	321,309,139	4.78	-1.65	1.50
6	NLD	Netherlands	2,064,124,357	2,425,429,733	3,470,615,508	243,197,744	400,547,857	17.50	43.09	64.70
7	BRA	Brazil	2,547,216,936	2,685,478,975	2,745,597,050	217,583,287	256,825,454	5.43	2.24	18.04
8	GBR	United Kingdom	1,941,757,972	2,688,655,070	2,666,458,691	290,760,575	215,795,710	38.46	-0.83	-25.78
9	JPN	Japan	2,388,730,551	2,590,031,171	2,578,288,733	273,091,668	171,465,723	8.43	-0.45	-37.21
10	SGP	Singapore	1,480,330,226	1,395,111,110	1,702,881,862	148,678,789	129,722,079	-5.76	22.06	-12.75
11	KOR	Korea, Republic Of	1,383,236,314	1,412,113,886	1,431,746,220	156,176,886	107,420,306	2.09	1.39	-31.22
12	FRA	France	1,088,644,665	1,236,013,274	1,159,092,253	103,466,216	78,195,325	13.54	-6.22	-24.42
13	CHE	Switzerland	878,028,476	955,255,827	1,149,079,831	47,073,995	95,304,658	8.80	20.29	102.46
14	IND	India	1,041,017,328	1,379,731,978	1,052,256,706	78,595,328	59,377,220	32.54	-23.73	-24.45
15	CHL	Chile	906,625,696	1,017,044,003	978,053,499	66,185,155	91,786,442	12.18	-3.83	38.68
16	BEL	Belgium	1,063,756,787	1,000,415,474	944,126,928	83,645,426	64,821,863	-5.95	-5.63	-22.50
17	MYS	Malaysia	447,102,982	496,615,246	834,347,548	46,112,710	36,033,315	11.07	68.01	-21.86
18	TWN	Taiwan	879,714,479	758,060,269	807,053,821	52,867,747	48,664,343	-13.83	6.46	-7.95
19	ARE	United Arab Emirates	567,515,618	760,995,890	785,519,927	57,777,264	71,149,786	34.09	3.22	23.14
20	IDN	Indonesia	488,186,808	606,505,411	715,426,388	58,669,608	34,559,654	24.24	17.96	-41.09
21	ZAF	South Africa	687,746,300	841,152,581	624,288,153	35,490,479	44,356,005	22.31	-25.78	24.98
22	COL	Colombia	596,308,884	503,400,283	612,393,125	54,759,872	36,569,920	-15.58	21.65	-33.22
23	HKG	Hong Kong	592,350,517	504,494,706	524,870,804	33,612,650	53,822,823	-14.83	4.04	60.13
24	THA	Thailand	417,796,334	439,544,126	519,302,356	40,963,151	28,934,852	5.21	18.15	-29.36
25	PER	Peru	302,856,340	385,974,649	478,317,266	27,380,894	26,963,446	27.44	23.92	-1.52

WISERTrade: State HS Database

Source: Please cite U.S. Census Bureau, Foreign Trade Division via wisetrade.org

Note: The State Exports by HS data series does not contain imputations for missing states and industries.